



Conversations about

L.I.F.E.

Love. Infatuation. Friendship. Exploitation.

Grade 11/12 Lesson Samples

Excerpts from the Lesson Plans
& Activity Materials

Dr. Kathie Amidei & Sr. Kieran Sawyer



Conversations about L.I.F.E.

Program Overview

Introduction

Children and teens who participate in the full **Conversations about L.I.F.E.** program will take part in a year-by-year, age-appropriate, interactive curriculum that:

- Presents Authentic Love as the goal of sexuality education
- Promotes positive loving relationships in family life, friendship, and marriage
- Emphasizes sexuality as a gift—to be shared only in marriage (“self-giving love”)
- Defines chastity as the power of authentic love to channel and control sexuality
- Facilitates the partnership of parents and catechists in the formation of children for chastity
- Promotes the ongoing cultivation of the virtues (character strengths) needed to support chastity formation
- Includes teaching on how to recognize and avoid sexual abuse

(The goals listed here are drawn from Catechetical Formation in Chaste Living, USCCB 2008)

The **Conversations about L.I.F.E.** program includes 13 online lesson packages, one each for children from pre-kindergarten through high school. Each session packet includes a detailed, easy-to-follow Lesson Plan, an accompanying PowerPoint, master copies for a colorful Activity Book, and a Parent Follow-up Session.

This sample kit includes excerpts from grade 11/12. This set of samples includes excerpts from the lesson and activities for grade 11-12. *It does not include the lesson or activity in its entirety.*

If you would like a formal presentation regarding these materials, Sister Kieran and Dr. Amidei are available for both in-person or online meetings.

For more information, please visit www.GetFamiliesTalking.org.

The concepts of “sex” and “sexuality” are first introduced in the grade 5 lesson, and are gradually developed in all of the lessons after that.

For details of the development, see the Program Benefits section on GetFamiliesTalking.org.

A version of the Sexual Abuse Q and A is found in all upper level Activity Books.

Grade 11/12 Lesson Package Sample Pages

Conversations about


L.I.F.E.

Theology of the Pencil: Created for Love

Grade 11/12 Overview

Older adolescents who participate in the 11-12 grade session of the L.I.F.E. program will:

- Understand more deeply that God created them to love: “Just as a pencil is made for writing, so a person is made for loving.”
- Review God’s plan for teaching love; grasp the three-circle Venn diagram as an image of the life-long process by which a child matures into a loving adult.
- Realize that in God’s plan sex has three purposes: to be a sign of married love, to be the method by which new human beings are created, and to strengthen the family love circle where children are taught virtue and responsibility.
- Recognize that the act of sex is meant to be a sign of the free and permanent committed love relationship called marriage, and that sex outside of marriage is most likely to be exploitative.
- Realize that the experience of falling-in-love is meant to teach us how to integrate the “two-lines”: the infatuation line that moves from sexual attraction to sexual intercourse, and the authentic love line that moves gradually from friendship to committed love.
- Use the four key words in The Great Commandment to understand that the process of learning to love includes the integration of feelings (whole heart), intellect (whole mind), choices (whole soul), and actions (whole strength).



Lesson Plan

Activity Book

Parent Follow-Up

PowerPoint Presentation

The following grade 11/12 sample materials include:

- Selections from the Lesson Plan for the *What are YOU for?* discussion
- Sample corresponding slides from the PowerPoints for the *What are YOU for?* discussion
- Selections from the Lesson Plan for the *The Great Commandments* discussion with CRA version
- Corresponding selections from the Activity Book for *The Great Commandments* discussion
- Examples of the corresponding slides from the PowerPoint presentation

The grade 11/12 sample includes excerpts from individual lesson materials for grades 11/12. *It does not include the lesson or activity in its entirety.*

Grade 11/12 Lesson Plan Excerpt - *What are YOU for?*

Grade 11/12 – Lesson Plan & Facilitator Materials

[...] What purpose did God have in mind when God created this human person?
Again, ask several persons, varying the question: What did God make persons to do?
 What are you for? Who made you? What did God make you for?

Note the
Instructions!

After several people have spoken, go back to the PowerPoint and say:

☹ As you can see, there are lots of answers to this question, but the final answer is: God made the human person for **(click) LOVING**. A pencil is made for writing, and a person is made for loving. Write the word LOVING in the chart in your book.

The Lesson Plan comes with instructions on how to teach the lesson.

Let's do some thinking about that word LOVING. *(Speak directly to one of the students):* [Name], you were made for loving. Does that mean you were made to love (the active verb) or to be loved (the passive verb)? *(Help the student to see that the answer is both.)* It means both, doesn't it? "Loving" is a very special kind of verb because it is both active and passive. You were made to be loved and you were placed in a loving family where you would gradually learn how to love back.

Note the
Click Cues!

Click Slide 5

☹ So here you are 17 or 18 years ago in the arms of two people who love you unconditionally. They love you every minute of every day. (You were easy to love in those days, right mom and dad?) And besides creating that darling little body that needed to be loved and cared for every minute, God had already given you two great powers that would make you capable of loving: knowledge and freedom. Does anyone remember what those two great human powers are called? **(Click Slide 6, to go back to the chart, then click INTELLECT and FREE WILL and invite everyone to write the words on their charts.)** And there would have to be a long, complicated process by which you would gradually **(click) LEARN** to love and freely **CHOOSE** to love. This little Venn diagram is a symbol of this long and complicated process. We will be talking more about it in a few minutes. **(Click to add the Venn diagram.)**

Click Slide 7

☹ When God created you, God also created a person-making process. What kind of process will be needed to help this little child to gradually learn to love and freely choose to love? The entire **Conversations about L.I.F.E.** program was created to answer that question. The program uses this Venn diagram **(click)** as a symbol of the [...]

Speech bubbles indicate to the facilitator when to speak and what to say.

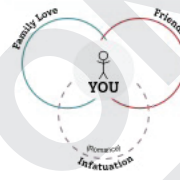
Note the
Speech Bubble!

! Purchase the 11/12th grade lesson package for complete lesson materials

Corresponding Grade 11/12 PowerPoint Excerpts

Theology of the Pencil

	Pencil	Person
Purpose	Writing	Loving
Plan	Blueprints, Materials	<u>Intellect and Free Will</u>
Process	Factory, Workers	<u>Learn to Love</u> <u>Choose to Love</u>



6

The PowerPoint presentations have built-in animations, video, and images to keep participants' attention.

This child was created

- by LOVE
- for LOVE
- to LOVE



Grade 11/12 Lesson Plan Excerpt - *The Great Commandments*

Grade 11/12 – Lesson Plan & Facilitator Materials



CRA: See the Classroom Adaptation for this discussion in the box on page 14.



So let's use those four words (**click each word**) – heart, soul, mind, and strength – as a framework for discussing what the Great Commandments mean by LOVE. This discussion will take place between each child and his/her own parents. You may want to move away from the table a bit so you can talk privately and hear each other well. (*Allow time for the movement.*)

I'm going to ask you some questions that will help you to talk about the falling-in-love experience. Parents, I want you to think back to your late teens and 20's to a time when you were very much in love. Young people, your contribution to the discussion will depend on your own experience of falling-in-love, or an experience you have witnessed in a good friend or sibling.

Remember, the goal of this discussion is to help all of us to understand how deeply our lives can be affected by a falling-in-love relationship.

Note the
Call Out!

Note: There is a lot of content in this part of the presentation. I recommend that you use the script below, slowly reading each section aloud as you move from point to point on the slide.



Let's use the word "heart" to discuss (**click**) the FEELINGS we associate with falling-in-love. What does it feel like to fall in love? Use the words on this list (**click and read the list**) to help you talk about your experience. Do these words describe the way you felt when you were deeply in love? (*Allow time*)

Falling-in-love not only forced you to deal with your own feelings, but you also had to figure out how to deal with the feelings of the person you were in love with. How did that go for you? Was it hard or easy for you to understand the feelings of the other person? (*Allow time*)

God wants us to learn to love with our heart, soul, mind, and strength. Let's take the word "mind" next. Remember that (**click**) our INTELLECT (another word for mind) is one of the two powers that make human persons capable of love. When you really love someone, that person is always "on your mind". You think about them all the time. And you want to know what they think about, what they worry about, what they are hoping for in life and in this relationship. You want to spend [...]



Purchase the 11/12th grade lesson package for complete lesson materials


Grade 11/12 Lesson Plan Excerpt - *The Great Commandments (CRA version)*

Grade 11/12 – Lesson Plan & Facilitator Materials

Note the
CRA text!

Classroom Adaptation

Click Slide 17

 We are going to use the four words (**click each word**) – heart, soul, mind, and strength – as a framework for discussing what the Great Commandments mean by LOVE.

- Let's use the word "heart" to discuss (**click**) the FEELINGS we associate with falling-in-love. What does it feel like to fall in love? I've listed some feeling words here. (**Click and read the list**) Take turns around your table. When it is your turn, name the next feeling on the list and tell how it is connected to the experience of falling-in-love. (*Allow time*)

Falling-in-love not only forces you to deal with your own feelings, but you also have to figure out how to deal with the feelings of the person you are in love with. Start at the bottom of the list this time. Tell your group how you would react if the other person was feeling that way. (*Allow time*)

- Let's take the word "mind" next. Remember that (**click**) our INTELLECT (another word for mind) is one of the two powers that make human persons capable of love. When you really love someone, that person is always "on your mind". You think about them all the time. And you want to know what they think about, what they worry about, what they are hoping for in life and in this relationship. You want to spend lots of time together, really talking and really listening.

(**Click and read the list**) Again, take turns around the table. When it's your turn, take the next word on the list and tell your group how you would get a conversation going about that item. What would you tell your friend about your plans or dreams? How would you get them to talk about theirs? (*Allow time*)

Discuss with the whole group: Is there any item on the list that would be hard to talk about? Why would it be important to talk about it anyway?

- The word "soul" is a profound word in scripture. It refers to the deepest part of the person, the secret place within your being where choices and commitments are made. The soul is the basis of the great power [...]

Each Lesson Plan includes a Classroom Adaptation (CRA) for situations in which the parents are not able to participate in the sessions.



Purchase the 11/12th grade lesson package for complete lesson materials

Grade 11/12 Activity Book Excerpt - *The Great Commandments*

Theology of the Pencil: Created for Love – Activity Book

You shall love...with your whole

HEART	SOUL	MIND	STRENGTH
feelings	free will	intellect	actions
Happiness	Choices	Plans	Make love
Excitement	Decisions	Dreams	Cook
Confusion	Priorities	Finances	Work
Gratitude	Promises	Children	Clean
Fear	Trust	Jobs	Shovel, rake
Jealousy	Sacrifice	Housing	Protect
Worry	Forgiveness	Religion	Build
Anger	Advice	Studies	Fix
Suspicion	Commitment	Career	Play
...

Summary:

God created me for loving.

God knows that it will take a life-time for me to learn to love and choose to love.

Real love has to include my whole heart, my whole soul, my whole mind, and my whole strength.

Where love is, God is.

God is present in every act of real love.

Master copies for both the Facilitator Materials and the Activity Book are provided in each lesson package.

Corresponding Grade 11/12 PowerPoint Excerpts

The Great Commandments

You shall love the Lord your God
with your whole heart,
with your whole soul,
with your whole mind,
and with all your strength.

And you shall love your neighbor
as you love yourself.

The PowerPoint slides serve as a guide for the lesson for both the facilitator and the participants.

You shall love...with your whole

Heart	Soul	Mind	Strength
feelings	free will	intellect	actions
Happiness	Choices	Plans	Make love
Excitement	Decisions	Dreams	Cook
Confusion	Priorities	Finances	Work
Gratitude	Promises	Children	Clean
Fear	Trust	Jobs	Shovel, rake
Jealousy	Sacrifice	Housing	Protect
Worry	Forgiveness	Religion	Build
Anger	Advice	Studies	Fix
Suspicion	Commitment	Career	Play
...


17